

Pamm's House Preschool Curriculum

Supplies for Every Week

100 Bible Stories, 100 Songs--in bookstores & Amazon.com
CD player or MP3 player
Alphabet & number flash cards--can be homemade
Sensory tub or table--can use a dishpan
Sign Language website or book

Preparation

Put together a Circle Time bucket (dishpan), box, or mailbox. Keep flash cards of the week, the Bible story book, and other items you use daily for teaching the children. Set up a CD player to listen to the Bible songs daily. Learn sign language for the letters you are working on. Giving the children a motion to the letters and sounds helps the children to retain what they learn. Teach children the sounds and names of the letters: A= "aye", "ah", "a", and so on. Yes, there are blank squares in the lesson plans. You can either leave them blank, use that time as review, repeat a favorite activity, or fill them in with activities you find and want to try.

Supplies for June Week 1

Veggie Tales DVD, *Where's God When I'm S-Scared?*
Paper, tissue paper, sand, Gold Fish crackers, gummy sharks,
small shells, sand, glue and basic art supplies
Apple and ball
Teddy bears (children bring from home)
Tea party supplies: tablecloth, dishes, apple juice, etc.
Tea party dress-up: dresses, hats, ties, beads, etc.
Balloons and broom(s)
Large paper and markers to make a graph

Relaxed Summer Program

During the summer have a relaxed routine that includes time to read books, be outside for long stretches, and lots of supervised free play. I have included "Wonderful Wednesdays" with exciting (but easy) themes to add excitement. So, relax and enjoy your summer!

Supplies for June Week 2

Colored paper, glue, paint brushes, cornmeal
How Many? Math worksheet, pencils or crayons
Socks, variety of music MP3 or Cds, disco light,
dance decorations refreshments
Cat & dog photos or toys
Variety of pasta, glue, paper

Pamm's House Preschool Plans
Theme: Under The Sea

June Week 1

	Craft or Activity	Basics
Monday Read Daniel, p. 88 & sing w/CD	<u>Catch a Fish</u> (tune "Row, Row, Row Your Boat") Catch, catch, catch a fish, hook it in your line. Reel it, reel it, reel it, this one will be mine.	Take turns counting as high as you can.
Tuesday Watch Veggie Tales' "Where's God When I'm Scared?"	Make an <u>Ocean College</u> . Provide tissue paper, Gold Fish crackers, gummy sharks, small shells, sand, etc. Allow students to glue onto a blue piece of paper to make a college.	Show an "apple" and a "ball". Discuss what letters they start with. Pick out the flash cards that the objects start with. Learn A & B signs.
Wonderful Wednesday	<u>Teddy Bear Parade & Tea Party</u> --bring a teddy bear from home. March around the classroom, play yard or neighborhood, showing off the bears. Arrive back at the classroom to a tea-party (use apple juice for tea, serve cookies or graham crackers, all on fancy dishes).	Add cups, saucers, tea pots, tablecloth, and other "fancy" tea-party props to the dress-up and/or housekeeping area. Add fancy hats, beads, ties, and dresses to the dress-up box.
Thursday Read The Beatitudes, p. 112 & sing w/CD	<u>Balloon Sweep</u> --With a broom, sweep a balloon to one side of the room, then the other. If you have 2 brooms, make it a relay race. Discuss how you need to sweep out the bad attitudes and replace with the Beatitudes.	Go on a shape hunt. How many shapes can you identify?
Friday Have the children tell you the Bible stories today.	Play "Tea Party" with the children. Model and discuss <u>good manners</u> . Talk about what bad manners are. Praise children all day who display good manners.	Graph everyone's favorite color.

Pamm's House Preschool Plans
Theme: Under The Sea











June Week 2

	Craft or Activity	Basics
Monday Read Ezekiel's Wheel, p. 82 & sing w/CD	Draw a <u>starfish</u> shape on colored paper. Paint glue inside the starfish shape. Sprinkle cornmeal on the glue, then shake off. Let dry.	What shape is the starfish? Can you find other stars?
Tuesday	<u>Fish</u> One, two three, four, five, Once I caught a fish alive; Six, seven, eight, nine, ten, Then I let him go again. Why did you let him go? Because he bit my finger so! Which finger did he bite? This little finger on the right!	Do the <i>How Many?</i> Math worksheet.
Wonderful Wednesday	<u>Sock Hop</u> . Decorate for this "dance." Everyone wear socks and dance to different types of music. Use a disco ball or strobe light if you have one. Add refreshments.	Ask parents to bring and/or donate socks of all kinds. You can find some spares at second-hand stores.
Thursday Read Ezekiel's Dry Bones, p. 84 & sing w/CD	<u>Manners--Sitting Criss-Cross</u> Criss-Cross applesauce (<i>bowl-like shape for applesauce w/legs</i>) Spoons inside (<i>hands are spoons, tucked inside "bowl"</i>) Mouths shut tightly Eyes open wide	Show a "cat" and "dog" photos or toys. Discuss what each start with. Pick out the flash cards that the objects start with. Learn A-D signs.
Friday Have the children tell you the Bible stories today.	Use a variety of pasta to make a skeleton. Glue the pasta to paper. Sing the song "Them Bones." Talk about Ezekiel.	Look at all the socks. What colors are they? Can you match them?

Printable from: <http://archjrc.tripod.com/activity/sea.html>

How Many?

Circle the correct answer.

 2 6 4	 1 3 10
 1 2 3	 10 7 5
 4 8 7	 9 10 5
 6 5 7	 5 7 3
 6 8 4	 9 7 5