

# LAUNDRY

## PARENT HANDOUT

### CIRCLE TIME

#### **LAUNDRY DAY SONG**

Tune: The Mulberry Bush

*This is the way we wash the clothes,  
Wash the clothes, wash the clothes.  
This is the way we wash the clothes,  
So early in the morning.*

Pass out small towels and washcloths. Add verses to wring out, shake, and dry the clothes.

#### **THREE LITTLE KITTENS**

Nursery Rhyme

*Three little kittens lost their mittens  
And they began to cry.  
Meow, meow, meow.  
Three little kittens found their mittens  
And hung them up to dry.  
Meow, meow, meow.*

Play washboards with wooden clothespins to Nursery Rhyme.

#### **GATHERING THE LAUNDRY**

Group Movement Activity

Children pick up multicolored children's socks scattered throughout the room and put them in little laundry baskets beside their parents.

Play salsa background music.

### CREATIVE PLAY STATIONS

Free play with theme puzzles, playdoh, cloth blocks and bubbles

#### **WASHING CLOTHES**

Messy Play

Children and parents play together at a sensory table filled with warm soapy water and doll clothes. Provide small scrub brushes, blocks for pretend soap and little laundry baskets. Add laundry soap lids.

#### **PATCHWORK SHIRT**

Creative Play

Children dip fabric scraps into liquid starch and place fabric "patches" on paper t-shirts. Pretend to iron on patches with wooden irons. Label with child's name and take home.

#### **HANGING OUT TO DRY**

Language/Pretend Play


Children and parents take wet doll clothes out of laundry baskets and hang on a clothesline using multicolored clip clothespins. Have dry clothes on hand to compare. Use the words "wet" and "dry."

#### **REAL LIVE LAUNDRY**

Active Play

Children climb into a plastic wading pool filled with clothes and dryer sheets and pretend to be laundry. Children wiggle and spin like laundry. Use the words "clean" and "dirty."

### SNACK TIME











 Cheese and cracker "shirts" on a licorice string "clothesline" and juice

### HOME PLAY

**Praise your child. Hug, kiss, smile, and say "Terrific!"**

 Have your child help with the laundry. Match socks or match family members to their clothes.

### TEN THINGS EVERY CHILD NEEDS

 Interaction  Loving Touch  Stable Relationship  Safety and Health  Self Esteem  Quality Child Care  Communication  Play  Music  Reading